













































23 200m Breaststroke Men Heat























Official

 Entries
  Heats
  Summary

Total
 Open
 17-18 years
 13 and older

Rank	Competitor	Age	Club	RT	PTS	Result	
1	 Story (V) J...	17	 Mt Eden S...	0.72		2:21.42 Entry: 2:18.33 +3.09	QA
	50m: 31.00		100m: 1:07.41 (36.41)				
	150m: 1:44.59 (37.18)		200m: 2:21.42 (36.83)				
2	 Zhang Kevin	18	 Roskill Swi...	0.71		2:21.99 Entry: 2:20.69 +1.30	QA
	50m: 31.08		100m: 1:06.61 (35.53)				
	150m: 1:43.92 (37.31)		200m: 2:21.99 (38.07)				
3	 Helms Blair	23	 North Shor...	0.64		2:22.34 Entry: 2:17.91 +4.43	QA
	50m: 31.18		100m: 1:07.15 (35.97)				
	150m: 1:44.54 (37.39)		200m: 2:22.34 (37.80)				
4	 Brown Sam	21	 Coast Swi...	0.73		2:22.65 Entry: 2:14.37 +8.28	QA
	50m: 31.84		100m: 1:07.87 (36.03)				
	150m: 1:45.00 (37.13)		200m: 2:22.65 (37.65)				
5	 Hughes Hara	19	 Coast Swi...	0.66		2:24.31 Entry: 2:18.04 +6.27	QA
	50m: 31.76		100m: 1:08.96 (37.20)				
	150m: 1:46.32 (37.36)		200m: 2:24.31 (37.99)				
6	 Reiher Jos...	18	 Porirua City...	0.73		2:26.66 Entry: 2:20.83 +5.83	QA
	50m: 33.30		100m: 1:11.91 (38.61)				
	150m: 1:49.94 (38.03)		200m: 2:26.66 (36.72)				
7	 Yang Michael	13	 Phoenix Aq...	0.73		2:27.75 Entry: 2:25.85 +1.90	QA
	50m: 33.31		100m: 1:11.25 (37.94)				
	150m: 1:49.65 (38.40)		200m: 2:27.75 (38.10)				
8	 Walker Nat...	19	 Jasi Swim ...	0.63		2:27.86 Entry: 2:24.56 +3.30	QA
	50m: 33.13		100m: 1:11.02 (37.89)				
	150m: 1:49.53 (38.51)		200m: 2:27.86 (38.33)				
9	 Videau (V) ...	17	 Tahiti	0.66		2:27.99 Entry: 2:28.84 -0.85	QB
	50m: 33.12		100m: 1:11.10 (37.98)				
	150m: 1:49.55 (38.45)		200m: 2:27.99 (38.44)				
10	 Cowen Nic...	18	 North Shor...	0.66		2:28.80 Entry: 2:23.43 +5.37	QB
	50m: 31.95		100m: 1:08.72 (36.77)				

	150m: 1:48.37 (39.65)	200m: 2:28.80 (40.43)			
11	 Shanks Cur...	17  Jasi Swim ...	0.74	2:29.96 Entry: 2:27.58 +2.38	QB
	50m: 33.42 150m: 1:51.13 (38.76)	100m: 1:12.37 (38.95) 200m: 2:29.96 (38.83)			
12	 Yin Caleb	15  Mt Eden S...	0.68	2:31.32 Entry: 2:28.10 +3.22	QC
	50m: 33.34 150m: 1:50.67 (39.12)	100m: 1:11.55 (38.21) 200m: 2:31.32 (40.65)			
13	 Kuzmenkov...	16  North Shore...	0.70	2:31.48 Entry: 2:30.28 +1.20	QC
	50m: 33.95 150m: 1:51.11 (38.33)	100m: 1:12.78 (38.83) 200m: 2:31.48 (40.37)			
14	 Yoon Jethrow	15  Phoenix Aq...	0.67	2:33.22 Entry: 2:24.97 +8.25	QC
	50m: 34.04 150m: 1:53.58 (40.84)	100m: 1:12.74 (38.70) 200m: 2:33.22 (39.64)			
15	 Park John	16  St Paul's S...	0.67	2:33.42 Entry: 2:29.02 +4.40	QC
	50m: 34.46 150m: 1:52.39 (39.47)	100m: 1:12.92 (38.46) 200m: 2:33.42 (41.03)			
16	 Holmberg ...	18  Liz van Wel...	0.72	2:34.54 Entry: 2:36.17 -1.63	QB
	50m: 34.48 150m: 1:53.92 (40.06)	100m: 1:13.86 (39.38) 200m: 2:34.54 (40.62)			
17	 Bao Elwin	16  North Shore...	0.74	2:34.70 Entry: 2:30.07 +4.63	QC
	50m: 34.22 150m: 1:53.27 (40.08)	100m: 1:13.19 (38.97) 200m: 2:34.70 (41.43)			
18	 Grace Flynn	17  Vikings Swi...	0.75	2:36.11 Entry: 2:38.03 -1.92	QB
	50m: 34.95 150m: 1:55.14 (40.40)	100m: 1:14.74 (39.79) 200m: 2:36.11 (40.97)			
19	 Russell Ch...	17  North Shore...	0.75	2:36.63 Entry: 2:37.56 -0.93	QB
	50m: 34.83 150m: 1:55.84 (41.03)	100m: 1:14.81 (39.98) 200m: 2:36.63 (40.79)			
20	 Brady Mich...	16  North Shore...	0.68	2:36.94 Entry: 2:37.09 -0.15	QC
	50m: 35.93 150m: 1:58.24 (41.09)	100m: 1:17.15 (41.22) 200m: 2:36.94 (38.70)			
21	 Zhao Rick	14  Howick Pak...	0.67	2:37.05 Entry: 2:32.06 +4.99	QC
	50m: 34.74 150m: 1:55.69 (40.83)	100m: 1:14.86 (40.12) 200m: 2:37.05 (41.36)			
22	 Charlton Fe...	17  Coast Swi...	0.70	2:39.71 Entry: 2:40.78 -1.07	QB

		50m: 34.21		100m: 1:14.74 (40.53)				150m: 1:56.17 (41.43)		200m: 2:39.71 (43.54)		
23	 Chen Ian	SB19	20	 St Paul's S...	0.76	1111	2:40.33	QC	Entry: 2:37.48	+2.85		
		50m: 36.04		100m: 1:16.64 (40.60)				150m: 1:58.30 (41.66)		200m: 2:40.33 (42.03)		
24	 Pask Zack		16	 Liz van Wel...	0.77		2:40.51		Entry: 2:33.69	+6.82		
		50m: 35.57		100m: 1:16.97 (41.40)				150m: 1:58.58 (41.61)		200m: 2:40.51 (41.93)		
25	 Thompson ...		17	 North Cant...	0.70		2:40.72	QB	Entry: 2:37.34	+3.38		
		50m: 35.95		100m: 1:16.46 (40.51)				150m: 1:58.52 (42.06)		200m: 2:40.72 (42.20)		
26	 McAlister S...		17	 Wharenui S...	0.70		2:41.60		Entry: 2:36.57	+5.03		
		50m: 35.90		100m: 1:17.55 (41.65)				150m: 1:59.24 (41.69)		200m: 2:41.60 (42.36)		
27	 Ludlow Caleb		18	 Alexandra ...	0.68		2:42.78		Entry: 2:25.58	+17.20		
		50m: 35.34		100m: 1:16.11 (40.77)				150m: 1:59.16 (43.05)		200m: 2:42.78 (43.62)		
28	 Willmer Jos...	SB8	20	 Coast Swi...	0.72	706	2:43.74	SB8 NZR	Entry: 2:47.48	-3.74		
		50m: 36.60		100m: 1:18.54 (41.94)				150m: 2:01.70 (43.16)		200m: 2:43.74 (42.04)		
29	 Karena Luke		16	 Mt Eden S...	0.68		2:45.03		Entry: 2:40.84	+4.19		
		50m: 36.48		100m: 1:18.33 (41.85)				150m: 2:01.07 (42.74)		200m: 2:45.03 (43.96)		
30	 Sugiyama T...		17	 Kiwi ASC	0.66		2:46.36		Entry: 2:38.37	+7.99		
		50m: 36.38		100m: 1:18.28 (41.90)				150m: 2:02.07 (43.79)		200m: 2:46.36 (44.29)		
31	 Yuan Gary		17	 Roskill Swi...	0.66		2:46.68		Entry: 2:40.97	+5.71		
		50m: 34.80		100m: 1:16.45 (41.65)				150m: 2:01.44 (44.99)		200m: 2:46.68 (45.24)		
32	 Haydon Ja...	SB14	18	 Club 37	0.69	585	2:55.71		Entry: 2:46.24	+9.47		
		50m: 37.16		100m: 1:22.16 (45.00)				150m: 2:08.45 (46.29)		200m: 2:55.71 (47.26)		
33	 Conlon Bailey	SB14	19	 Swim Rotor...	0.80	433	3:14.24		Entry: 3:10.99	+3.25		
		50m: 40.37		100m: 1:28.83 (48.46)				150m: 2:19.23 (50.40)		200m: 3:14.24 (55.01)		